



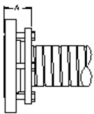
## M-100 PRESSURE HOSE

SIZE	NOMINAL OD	MAXIMUM WORKING PRESSURE PSIG	NOMINAL BURST PRESSURE PSIG	MINIMUM CENTERLINE BEND RADIUS	STRIP THICKNESS	WEIGHT PER FOOT
½	0.65	500	1500	6	0.015	0.4
¾	0.93	495	1212	7	0.015	0.45
1	1.18	365	912	10	0.015	0.5
1 ½	1.69	240	600	14	0.015	0.8
2	2.19	190	540	19	0.018	1.2
2 ½	2.69	140	420	22	0.018	1.5
3	3.35	120	360	27	0.018	1.7
4	4.36	175	525	36	0.035	4.6
5	5.35	200	600	46	0.050	5.6
6	6.48	165	495	48	0.050	6.7
8	8.46	150	450	64	0.050	13.7
10	10.60	120	360	90	0.060	20.2
12	12.70	115	345	114	0.070	24.1
14	14.70	100	300	132	0.070	31.3
16	16.70	97	260	150	0.070	35.7
18	18.70	77	230	169	0.070	40.0
20	20.70	70	210	196	0.070	44.4
22	22.70	64	192	204	0.070	48.7
24	24.70	56	169	224	0.070	53.1
26	26.70	53	159	240	0.070	57.5
28	28.70	50	150	260	0.070	61.8

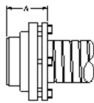
### M-100 FITTINGS

Penflex manufactures M-100 hose assemblies with the following fittings. All M-100 assemblies are factory produced.

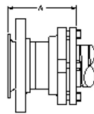
Titepak Rigid Flange TRF



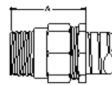
Titepak Floating Flange TFF



Titepak Rigid Flange TRF



Female NPT End HF



Male NPT End HM

